

Replacement Sling for Arjo®

Padded Legs

The padded legs help to prevent the material roping and creasing under legs. They also help to reduce skin injury or discomfort during sling application.



Head Support

Head Support offers patient more comfort and protection during transfer from sitting to lying position.



Polyester Material

Disposable Material

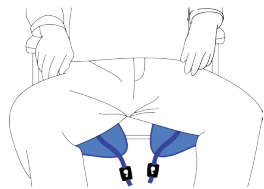
Material Type	Part Number	Description	Size	Capacity
Polyester	SL-MAA4000M-M	General Purpose Clip Sling With Padded Legs.	Medium	600LB
	SL-MAA4000M-L		Large	
	SL-MAA4000M-XL		Extra Large	
Disposable Woven	SL-MFA1000M-M	Patient Specific Clip Sling With Padded Legs.	Medium	
	SL-MFA1000M-L		Large	
	SL-MFA1000M-XL		Extra Large	

Sling User Guide

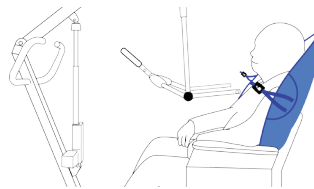
— Lifting from a chair —



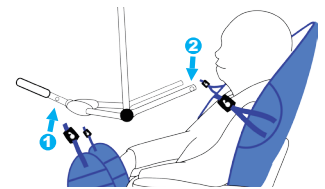
1. Position the sling against the back with the clip straps on the outside. Ensure the person's spine is covered and the head support area is behind the head. The shoulder strap should be at shoulder level.



2. Position each leg piece under and between the person's legs.



3. Position the cradle just below shoulder level.



4. Attach the leg clips to the spreader bar first, then attach the shoulder strap attachment clip to the cradle.

