



Sling and Hoist Compatibility

Information for use of Bestcare Slings with other manufacturers' hoists

Bestcare LLC (Bestcare) has been designing and distributing patient lifts, slings, and compatible replacement slings for many years in North America market and Europe.

Throughout the years, slings have changed in style, size, material, and design because of the growing competition in the current market. Many manufacturers are very reluctant to accept the interchangeability of slings due to liability factors or for simple marketing self-interest. However, with a thorough written risk assessment done by a competent assessor, using a compatible interchangeable sling in place of a manufacturer's recommended sling can provide the solution to a patient's specific requirements at a lower cost.

Bestcare has been manufacturing slings, patient lifting equipment and transfer products for over 20 years with dedicated focus on quality, safety and workmanship. We strive to make products that are accessible to the people who need it the most through competitive pricing. Bestcare is continuously learning, testing, and adapting to creating new innovative products to fit today's ever changing needs in the healthcare industry as well as maintaining compliance with, international standards and federal regulations.

Bestcare conducts its design and manufacturing based on the ISO guidelines. Both material and design are tested rigorously to comply with the specifications of the **ISO Standard 10535:2006 'hoists for the transfer of disabled persons – Requirements and test methods'**.

Products liability

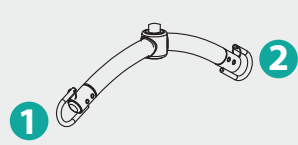
Bestcare LLC insurers provide a combined public and products liability in the amount of \$5 million dollars in respect of injury or damage in the use of slings provided by our company for use of hoists supplied by major companies. They state that:

‘They are aware that slings and other equipment, manufactured for Bestcare LLC are designed for hoists and other equipment manufactured by independent companies. This will not prejudice the cover provided and Bestcare LLC’s legal liability for damage, accident or injury resulting from manufacturing defects in our products’

Bestcare LLC will provide a copy of our latest insurance certificate upon request.

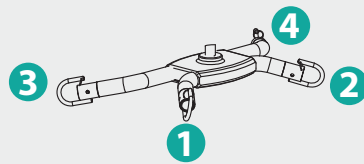
For your convenience, we have included a reference guide that illustrates how our slings would match up with industry standard spreader bar designs that are currently on the market. Although this chart covers many of the options, nothing will replace your judgment as a care giver. Please use this as a reference but contact our office with any questions you may have about any spreader bar you may be using that is not illustrated on this chart.

At Bestcare we know you have choices about who you will use for your supplier of slings, our goal is to earn your business with safe, affordable and innovative products.



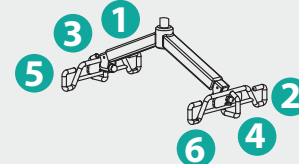
2 Point Spreader Bar

PL500E / PL500EL / PL500E-D
APL350E



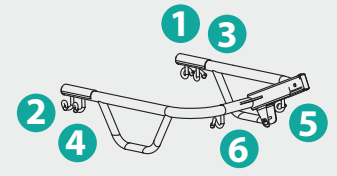
4 Point Spreader Bar

PL700



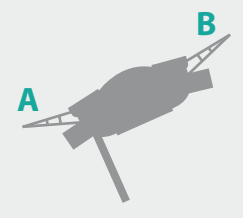
6 Point Spreader Bar

PL400H / PL400HE / PL400E
PL400EL / PL400E-D
PL600E / PL400EL / PL600E-D



Sit-to-Stand Boom

SA400E / SA400EL / SA400E-D
SA500E / SA500EL / SA500E-D
SA600E / SA600EL / SA600E-D



Stand Assist Sling

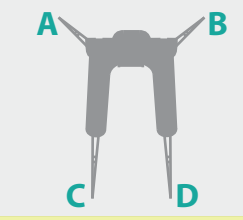
This Sling cannot be used
on 2 Point S-Bar

This Sling cannot be used
on 4 Point S-Bar

This Sling cannot be used
on 6 Point S-Bar

Fasten the Velcro Belt
Hook up A → Point 1
Hook up B → Point 2

2 Strap Sling



Sani Sling

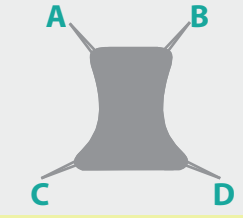
Hook up A & D → Point 1
Hook up B & C → Point 2

Hook up A → Point 1
Hook up B → Point 2
Hook up D → Point 3
Hook up C → Point 4

Hook up A → Point 1
Hook up B → Point 2
Hook up D → Point 5
Hook up C → Point 6

Fasten the Velcro Belt
Hook up A → Point 1
Hook up B → Point 2
Hook up D → Point 5
Hook up C → Point 6

4 Strap Sling



Invacare® Sling

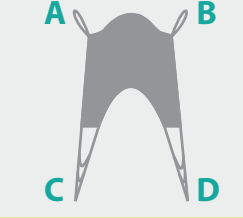
Hook up A & C → Point 1
Hook up B & D → Point 2

Hook up A → Point 1
Hook up B → Point 2
Hook up C → Point 3
Hook up D → Point 4

Hook up A → Point 1
Hook up B → Point 2
Hook up C → Point 5
Hook up D → Point 6

This Sling cannot be used
on Sit-to-Stand Lift

4 Strap Sling



Liko® / Guldmann Sling
Hoyer® Sling

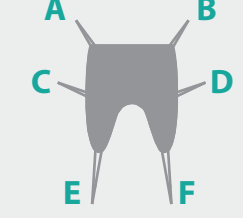
Hook up A & D → Point 1
Hook up B & C → Point 2

Hook up A → Point 1
Hook up B → Point 2
Hook up D → Point 3
Hook up C → Point 4

Hook up A → Point 1
Hook up B → Point 2
Hook up D → Point 5
Hook up C → Point 6

This Sling cannot be used
on Sit-to-Stand Lift

4 Strap Sling



Universal Sling
No Head Support

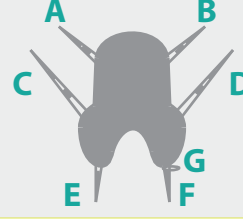
Hook up A, C & F → Point 1
Hook up B, D & E → Point 2

Hook up A & C → Point 1
Hook up B & D → Point 2
Hook up F → Point 3
Hook up E → Point 4

Hook up A → Point 1
Hook up B → Point 2
Hook up C → Point 3
Hook up D → Point 4
Hook up F → Point 5
Hook up E → Point 6

This Sling cannot be used
on Sit-to-Stand Lift

6 Strap Sling



Pediatric Sling

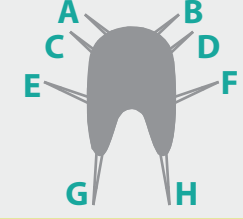
Hook up A, C → Point 1
Insert E through loop G → Point 1
Hook up B, D → Point 2
After E has been looped through G
Hook up F → Point 2

Hook up A, C → Point 1
Hook up B, D → Point 2
Insert E through loop G → Point 3
After E has been looped through G
Hook up F → Point 4

Hook up A → Point 1
Hook up B → Point 2
Hook up C → Point 3
Hook up D → Point 4
Insert E through loop G → Point 5
After E has been looped through G
Hook up F → Point 6

This Sling cannot be used
on Sit-to-Stand Lift

6 Strap Sling with Loop



Universal Sling
with Head Support

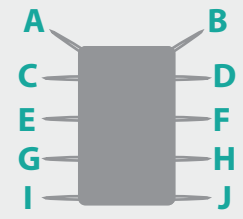
Hook up A, C, E & H → Point 1
Hook up B, D, F & G → Point 2

Hook up A, C & E → Point 1
Hook up B, D & F → Point 2
Hook up H → Point 3
Hook up G → Point 4

Hook up A & C → Point 1
Hook up B & D → Point 2
Hook up E → Point 3
Hook up F → Point 4
Hook up H → Point 5
Hook up G → Point 6

This Sling cannot be used
on Sit-to-Stand Lift

8 Strap Sling



Reposition Sheet

Hook up A, C, E, G & I → Point 1
Hook up B, D, F, H & J → Point 2

Hook up A, C → Point 1
Hook up B, D → Point 2
Hook up E, G & I → Point 3
Hook up F, H & J → Point 4

Hook up A & C → Point 1
Hook up B & D → Point 2
Hook up E → Point 3
Hook up F → Point 4
Hook up G & I → Point 5
Hook up H & J → Point 6

This Sling cannot be used
on Sit-to-Stand Lift

10 Strap Sling