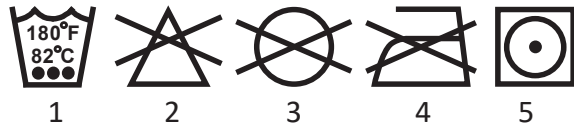


Washing Instruction Symbols and Definition

Washing Instructions

Max. water temperature of 180°F (82°C). Do not bleach.

Air dry or tumble dry at low temperature.



1. Machine Wash, Hot. Initial water temperature should not exceed 82°C or 180°F.
2. Do Not Bleach. No bleach product may be used. The garment is not colorfast or structurally able to withstand any bleach.
3. Do Not Dry Clean. Garment may not be commercially dry cleaned.
4. Do Not Iron. Item may not be smoothed or finished with an iron.
5. Tumble Dry, Normal, Low Heat. A machine dryer may be regularly used at a maximum of Low Heat setting.

Disposable Slings



Warning! DO NOT WASH disposable slings!!

**If label is red
do not use**

If this label is red, the disposable sling is NOT SAFE to use. Replace immediately!

Warranty


Each Bestcare sling is manufactured and tested using approved industry standards. Bestcare LLC warrants that all Bestcare slings are free from defects in materials and workmanship for a period of six months from the date of purchase. It is the responsibility of the purchaser to verify the integrity of each sling prior to each and every use. Slings that have been altered or repaired by the purchaser in any way or washed in an unsafe manner are not covered under warranty.

Universal Sling Owner's Manual

Bestcare
L.L.C.

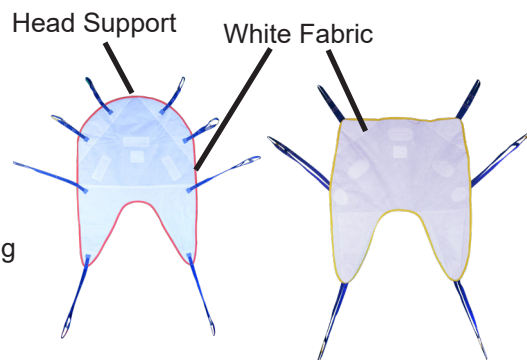
2920 Pacific Dr
Norcross, GA 30071
678-679-6690

Universal Replacement Sling



Model	Description	Size
SL-UM882	Universal Mesh	M
SL-UM883	Universal Mesh	L
SL-UMH831	Universal Mesh w/Head Support	S
SL-UMH832	Universal Mesh w/Head Support	M
SL-UMH833	Universal Mesh w/Head Support	L
SL-UP892	Universal Padded	M
SL-UP893	Universal Padded	L
SL-UP894	Universal Padded	XX-L
SL-UPH861	Universal Padd w/Head Support	S
SL-UPH862	Universal Padd w/Head Support	M
SL-UPH863	Universal Padd w/Head Support	L
SL-UPH864	Universal Padd w/Head Support	XX-L

Universal Disposable Sling



MODEL	DESCRIPTION	SIZE
SL-UD812	Universal SPS Disposable	M
SL-UD813	Universal SPS Disposable	L
SL-UDH821	Universal SPS Disposable w/HS	S
SL-UDH822	Universal SPS Disposable w/HS	M
SL-UDH823	Universal SPS Disposable w/HS	L
SL-UDH824	Universal SPS Disposable w/HS	XXL



Refer to Owner's Manual for more operating instruction.



Warning!

This sling is only compatible with 6 pt or 2 pt Bestcare spreader bars

DO NOT exceed the sling weight capacity.

IF any slings with higher load capacity than the equipment itself is used, **DO NOT** load the equipment more than the lowest maximum safe working load.

Do not alter the slings.

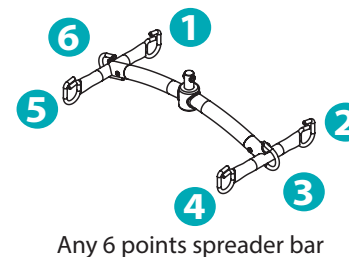
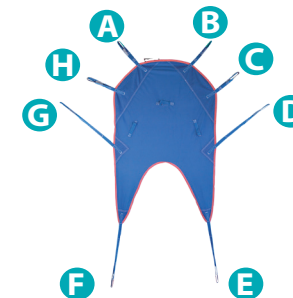
If the sling is frayed, torn, ripped, loops broken or any stitching is not secured, it is not safe to use the sling and must be replaced immediately!

Prior to lifting also ensure the size of the sling is appropriate for the person being lifted. Using a sling too small or too large is very dangerous and may result in serious injury.

Do not use the slings if you or the staff is not familiar with these procedures. Bestcare LLC accepts no liability for slings used incorrectly or after they have been damaged or are in need of replacement.

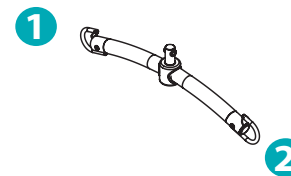
Please contact Bestcare LLC or your Bestcare dealer if you have any questions regarding the safe usage of Bestcare slings.

Sling Hook-Up Guide



Any 6 points spreader bar

Hook up A & H ➡ Point 1
Hook up B & C ➡ Point 2
Hook up D ➡ Point 3
Hook up G ➡ Point 6
Insert F through E
Hook up F ➡ Point 4
Hook up E ➡ Point 5



2 points spreader bar

Hook up A ➡ Point 1
Hook up B ➡ Point 2
Hook up C ➡ Point 2
Hook up D ➡ Point 2
Hook up G ➡ Point 1
Hook up H ➡ Point 1
Insert F through E
Hook up F ➡ Point 2
Hook up E ➡ Point 1

Transfer from wheelchair



Scan code for video demonstration

1. Slide the sling down between the seat and the user's back. Use the pouch on the back of the sling to help pushing the sling down to the lower back.
2. Feed the leg sections (C and D) under the thighs.
3. Gently pull the leg section up the inner thigh.
4. Follow the guide above to hook the sling to the spreader bar.