



BestLift Luna

Ceiling hoist

Technical service

1. Aim and use

1.1	Purpose	3
1.2	Safety instructions	3
1.3	Daily check	3
1.4	Terminology	4

2. Annual check and service

2.1	Annual check	5
2.2	Service check	6

1. Aim and use

1.1 Purpose (Section of the user instruction)

BestLift Luna is a ceiling hoist designed to transfer patient in institutions such as nursing homes, hospitals, care centres and in home care. The BestLift Luna ceiling hoist can be used as a ceiling mounted lift or as a mobile lift in fixed or movable track systems.

The use of the BestLift Luna requires the following:

- Personnel have received qualified instruction by Bestcare in using the BestLift Luna.
- BestLift Luna is used in suitable track systems that have been approved by Bestcare.
- System assembly is carried out by installers authorized by Bestcare.
- BestLift Luna can only be fitted with spreader bars supplied by Bestcare. Other spreader bars can only be used if specifically approved and authorized in writing by Bestcare.
- The BestLift Luna system has been developed for use, with Bestcare lifting slings and other sling products authorized by Bestcare. See Bestcare's sling leaflet for specific information about authorised models.
- BestLift Luna can be mounted direct on tracks or mounted in strap. If the lift is required in a different mode to that delivered then your dealer or Bestcare's service team must be contacted.

1.2 Safety instructions

This description should be read carefully before BestLift Luna is taken into service.

- All parts must be mounted correctly according to this guide.
- The BestLift Luna must be checked at least once a year according to EN/ISO 10535.
- The BestLift Luna lifting capacity is 275KG/606LB depending on the model and must never be exceeded. When using BestLift Luna in connection with other components e.g. slings or transportable track systems it is always the component with the LOWEST weight capacity that decides the maximum lifting capacity.

1.3 Daily check (Section of the user instruction)

The carer/helper is responsible in ensuring that a visual check is carried out BEFORE BestLift Luna and accessories are used, including the following:

- Lifting slings are checked for wear and tear or any damage especially as regards lifting straps. The slings must not be used if defects are detected.
- The lifting strap on the BestLift Luna is checked for wear and tear or damage. If there is any sign of a defect the BestLift Luna must be taken out of use.
- If any abnormal sound is heard from the BestLift Luna, the hoist must not be used before personnel authorized by Bestcare have carried out a safety check on the unit.
- Check that the lifting strap moves into the lifting unit without touching the edges of the hole. If in any doubt concerning the BestLift Luna or lifting slings contact Bestcare for advice and guidance.

1.4 Terminology

BestLift Luna mounted with a strap in track:

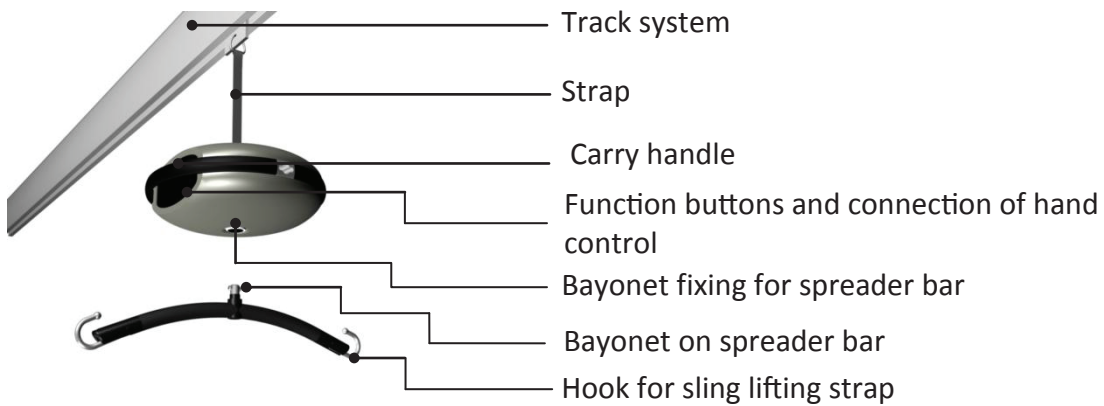


Fig. 1.4A

Luna mounted on the track:

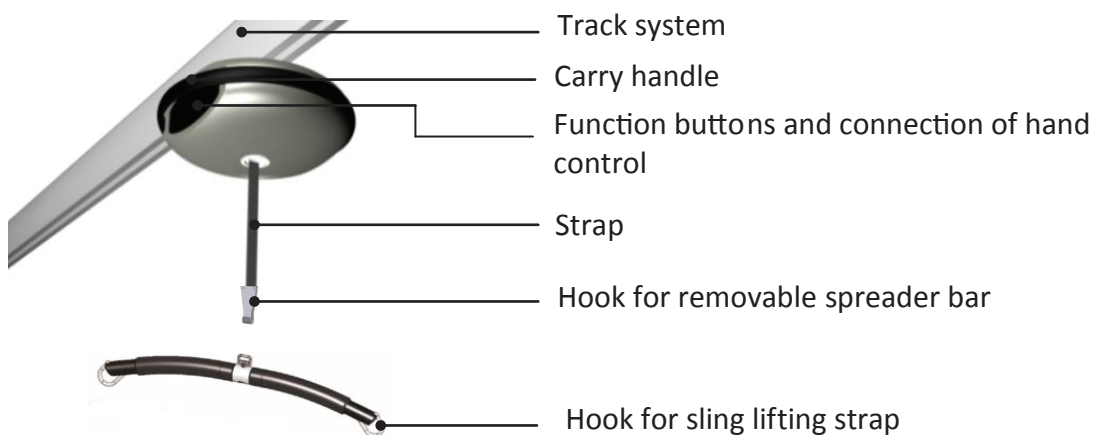


Fig. 1.4B

2 Annual check and service

2.1 Annual check

To carry out an annual check the following tools are needed:

- Complete tools set (consult ")

Spare parts can normally be supplied in a short period of time.

Annual service is carried out as follows:

- The enclosed service report must be filled out.
See also service specifications and addendums in the standard for lifters/hoists DS/ISO 10535.
- Use and purpose – are there special conditions present where the hoist is being used?
- Documentation – is this available?
- Marking – max load, serial number etc.
- Suspension – can the lift run?
- The hoist is opened – check all parts for any sign of defects.
- Lifting spreader bar and lifting bolt – check for wear and tear/or deformation.
- Electric parts – check emergency stop, emergency lowering, all plugs and functions are tested.
- Test loading – the lift must be tested for maximum load and critical points checked.
- Parts for lifting patients – Slings and straps, all stitching and sewing points are checked, look for any holes or wear and tear.

Important! Remember to fill out the service report at every service check.

When carrying out an annual service it is very important to know the hoist type to be checked. Special conditions may apply i.e. accessories that are used under different transfer situations; the hoist may be used for holiday trips and therefore used only a few times a year. Check that the hoist is stored in a dry frost free environment. These and other conditions can cause defect batteries or rust formation .

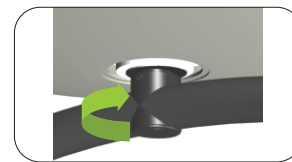
2.2 Service check

BestLift Luna ceiling hoist must be checked at least once a year and according to the following guide. The information in this manual is for guidance only and if in any doubt please contact your dealer or Bestcare.

The check is carried out according to the guide lines formulated in EN/ISO 10535.



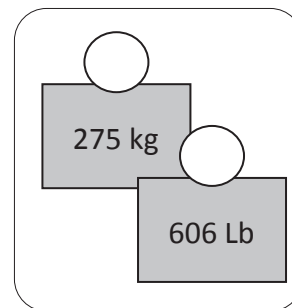
- All functions are tested and special attention is given to emergency functions, which must be tested several times.
- Remove the hand control after which the functions on the side of the BestLift Luna must not operate.
- Check all wire connections for signs of breakage – loose connections.
- Charge functions is tested.
- Contacts are cleaned.



- The hoist and the spreader bar suspension is checked by testing, and visual inspection.
- The hoist will not operate if the spreader bar or hoist are not correctly mounted in position.



- Lifting hook must move and close easily and must also audibly click when locking.
- Check that the holding pin is in place (a).



- Check for any abnormal sounds up/down, with and without load.
- The hoist is loaded to a test load of 275 kg/606LB (ensure that the track is approved to this weight).
- Lift the load approx. 5cm and check the hoist and track for any faults or deformations. Move the hoist over the whole of the track system (see guide for track systems).
- Raise the load approx. 50cm, leave the load in place and check that the hoist does not lower the load test involuntarily.



- Open the hoist (see replacement guide).
- Check all wire connections and batteries for any defects.
- Distribute grease on the cog wheels.
- The service sticker is replaced from the inside with a new one with the service date and technicians initials.



- Check the lifting strap for wear and tear over the whole length. Stitches must be intact.
- If strap is defective / worn, then white inner threads will be visible and strap must be replaced.

Manufacturer:

Bestcare LLC
2920 Pacific Drive
Norcross, GA 30024
USA

Phone: 678-679-6690
Fax: 678-679-6697
www.bestcarellc.com

93/42/EØF CLASS I
EN ISO 10535
EN 60601-1-2

