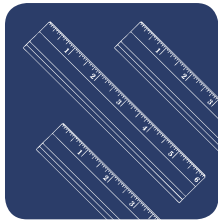




BestSling Products Offered in 2023

BESTSLING

2	Specifications
4	Universal Sling
5	Sani-Sling / Toileting Sling
5	Stand Assist
6	Replacement Slings
9	Disposable Slings / Single Patient Sling (SPS)
12	Sling and Hoise Compatibility



BESTSLING SPECIFICATIONS

MATERIAL CARE SIZING

Material plays a big part in the comfort of any type of transfer. Bestcare provides many different types of durable mesh, disposable, and full fabric material.




BESTCARE BLUE
POLYESTER



BESTCARE MESH BLUE
FOR BATHING APPLICATIONS
-loosely woven fabric that has a large number of closely spaced holes



HEAVY DUTY GRADE
PERIWINKLE
-polyester
-acrylic coated



SINGLE PATIENT SPECIFIC
NONWOVEN DISPOSABLE
-infection control
-polypropylene
-latex free



SPECIAL WOVEN DISPOSABLE
PERIWINKLE
-polyester
-acrylic coated fabric

CARE & WASHING

Care instructions on the sling label shall have precedence over these instructions should the two be in disagreement. Always follow the care instructions on the sling label. Never wash a Disposable or Single Patient Specific (SPS) sling. Never use bleach to wash or clean a Bestcare sling as the material may be damaged. For reusable fabric slings, hand or machine wash in a gentle cycle with mild soap solution at a maximum temperature of 82°C / 180°F. Rinse thoroughly and air dry. Do not dry clean and always wash slings separately from other items.

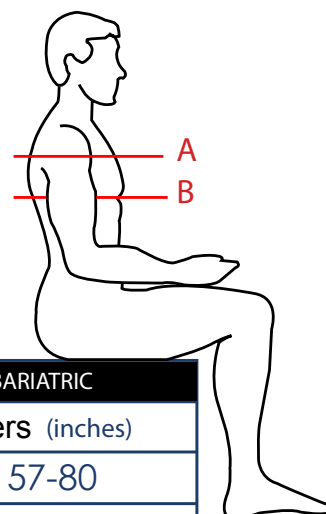
CAUTION!



DO NOT USE BLEACH WITH ANY SLING. THE SLING WILL BE DAMAGED AND UNSAFE TO USE!

DO NOT EXCEED WEIGHT CAPACITY .

SIZE & BODY WEIGHT




	SMALL	MEDIUM	LARGE	BARIATRIC
A - circumference around the shoulders (inches)				
UNIVERSAL SPLIT LEG	28-45	37-57	47-67	57-80
B - circumference around chest (inches)				
PEDIATRIC	18-28	N/A	N/A	N/A
SANI/TOILETING	18-40	26-46	28-50	34-73
SIT-TO-STAND	26-42	30-46	34-53	46-64
body weight (LB)				
UNIVERSAL SPLIT LEG	85-140	140-200	200-400	400-600
	MEDIUM	LARGE	X-LARGE	XX-LARGE
R-SERIES	100-195	150-300	210-400	290-600



*above dimensions are guidelines and may vary by user


UNIVERSAL SLING

Universal slings or “U” slings allow for easier application than full body slings. The universal sling molds around the body easily, eliminating the need to pull the sling under and risk injury or discomfort. Available in best care blue mesh or full deluxe padded styles. Six point connectivity increases safety and weight distribution for superior comfort. Also available with full head support.





UNIVERSAL SLINGS without head support

material type	part number	description	size	best fits	weight capacity
 Bestcare blue	SL-UP892	padded	M	140-200 lb	400LB
	SL-UP893	padded	L	200-400 lb	450LB
	SL-UP894	padded	XXL	400-600 lb	600LB
 Bestcare mesh blue	SL-UM882	mesh	M	140-200 lb	400LB
	SL-UM883	mesh	L	200-400 lb	450LB




UNIVERSAL SLINGS with head support

material type	part number	description	size	best fits	weight capacity
 Bestcare blue	SL-UPH861	padded	S	85-140 lb	400LB
	SL-UPH862	padded	M	140-200 lb	400LB
	SL-UPH863	padded	L	200-400 lb	450LB
	SL-UPH864	padded	XXL	400-600 lb	600LB
 Bestcare mesh blue	SL-UMH831	mesh	S	85-140 lb	400LB
	SL-UMH832	mesh	M	140-200 lb	400LB
	SL-UMH833	mesh	L	200-400 lb	450LB

SANI - SLING

Toileting sling made for maximum functionality and patient dignity. Eliminates need for poorly designed commode opening slings. Easy to apply and use, these slings are well padded under the arms and lumbar region for maximum comfort. Bestcare Sani slings also work extremely well on stand assist lifts for patients requiring more lower back support during lifts.




material type	part number	description	size	best fits -torso	weight capacity
 Bestcare blue	SL-TP331	padded	S	26"-42"	400LB
	SL-TP332	padded	M	30"-48"	400LB
	SL-TP333	padded	L	38"-60"	450LB
	SL-TP334	padded	XXL	58"-73"	600LB

STAND ASSIST

Experience the most comfortable stand assist sling on the market! Lumbar and under arm pads provide maximum comfort for the patient. For those that require some additional initial lift assistance, optional buttock strap attachments are available; a calf strap is also available for stabilization support.




material type	part number	description	size	best fits -torso	weight capacity
 Bestcare blue	SL-SA661	deluxe padded	S	26"-42"	400LB
	SL-SA662	deluxe padded	M	30"-48"	400LB
	SL-SA663	deluxe padded	L	38"-60"	450LB
	SL-SA664	deluxe padded	XXL	58"-73"	600LB
	SL-SA669	buttock support strap for stand assist	standard		400LB
	SL-SA669B	buttock support strap for stand assist	XXL		600LB
	WP-SA400E-KB	stand assist knee belt	standard		400LB

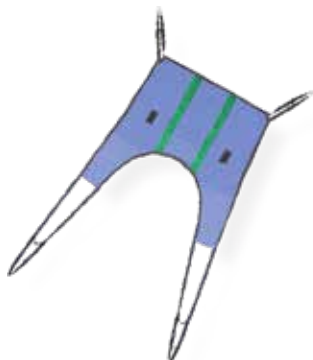
REPLACEMENTSLINGS

Cradle Clip Slip

clip with head support




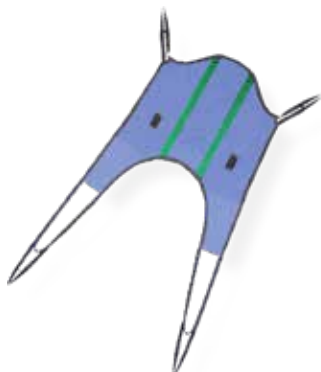
material type	part number	description	size	best fits	weight capacity
 heavy duty grade periwinkle	MAA4000M-M	padded	M	99-210 lb	600LB
	MAA4000M-L	padded	L	198-350 lb	600LB
	MAA4000M-XL	padded	XL	270-600 lb	600LB



REPLACEMENT for LIKO®/GULDMANN®


low back without head support

material type	part number	description	size	best fits	weight capacity
 heavy duty grade periwinkle	SL-GP472	solid	M	99-210 lb	600LB
	SL-GP473	solid	L	198-350 lb	600LB
	SL-GP474	solid	XL	270-600 lb	600LB



REPLACEMENT for LIKO®/GULDMANN®


high back with head support

material type	part number	description	size	best fits	weight capacity
 heavy duty grade periwinkle	SL-GPH482	solid	M	99-210 lb	600LB
	SL-GPH483	solid	L	198-350 lb	600LB
	SL-GPH484	solid	XL	270-600 lb	600LB



REPLACEMENT for HOYER®


split leg without head support

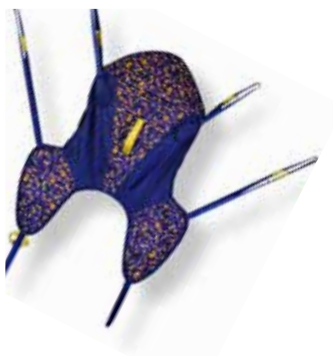
material type	part number	description	size	best fits	weight capacity
 Bestcare blue	SL-HC70002	padded	M	99-210lb	500LB
	SL-HC70001	padded	L	198-350lb	500LB
	SL-HC70000	padded	XL	270-600lb	600LB



REPLACEMENT for HOYER®



split leg with head support


material type	part number	description	size	best fits	weight capacity
 Bestcare blue	SL-HC70012	padded	M	99-210lb	500LB
	SL-HC70011	padded	L	198-350lb	500LB
	SL-HC70010	padded	XL	270-600lb	600LB



PEDIATRIC


hammock deluxe padded

material type	part number	description	size	weight capacity
 Bestcare blue	SL-PP121	padded	small	150LB or less
 Bestcare mesh blue	SL-PM111	mesh	small	150LB or less



REPLACEMENT for INVACARE®


full body solid without commode opening

material type	part number	description	size	best fits	weight capacity
 Bestcare blue	SL-R112	solid	M	100-195 lb	450LB
	SL-R113	solid	L	150-300 lb	450LB
	SL-R117	solid	XL	200-400 lb	450LB



REPLACEMENT for INVACARE®


full body mesh without commode opening

material type	part number	description	size	best fits	weight capacity
 Bestcare mesh blue	SL-R110	mesh	M	100-195 lb	450LB
	SL-R111	mesh	L	150-300 lb	450LB
	SL-R140	mesh	XXL	290-600 lb	600LB



REPLACEMENT for INVACARE®

full body with commode opening

material type	part number	description	size	best fits	weight capacity
 Bestcare mesh blue	SL-R114	mesh	M	100-195 lb	450LB
	SL-R115	mesh	L	150-300 lb	450LB
	SL-R116	mesh	XL	200-400 lb	450LB
	SL-R141	mesh	XXL	290-600 lb	600LB


DISPOSABLE SLINGS

Bestcare Single Patient Slings (SPS) are made from a polypropylene nonwoven layered fabric which allows for a cost effective method of controlling cross contamination and serves as an excellent alternative to woven cloth slings whose cost accumulates over time along with required upkeep and laundering. When more slings are available, staff can assign a sling to each individual Patient. No more sharing slings. No chasing down slings that have gone missing with the laundry. Latex free and tested at 1.5 times the safe working load. SPS slings are intended to be used with a single patient only and cannot be laundered. When soiled, dispose of the sling accordingly

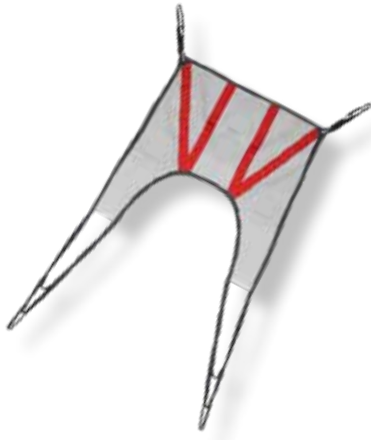


Cradle Clip SPS Sling

disposable clip with head support


material type	part number	description	size	best fits	weight capacity
 disposable	MFA1000M-M	SPS padded	M	99-210 lb	600LB
	MFA1000M-L	SPS padded	L	198-350 lb	600LB
	MFA1000M-XL	SPS padded	XL	270-600 lb	600LB

* unit per purchase 10/cs

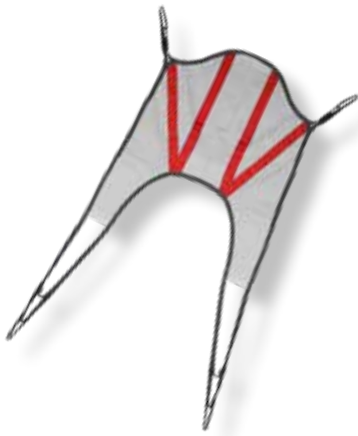


REPLACEMENT for LIKO®/GULDMANN® SPS

disposable low back without head support


material type	part number	description	size	best fits	weight capacity
 disposable	SL-GD432	SPS	M	100-195 lb	600LB
	SL-GD433	SPS	L	150-300 lb	600LB
	SL-GD434	SPS	XL	200-400 lb	600LB

* unit per purchase 10/cs

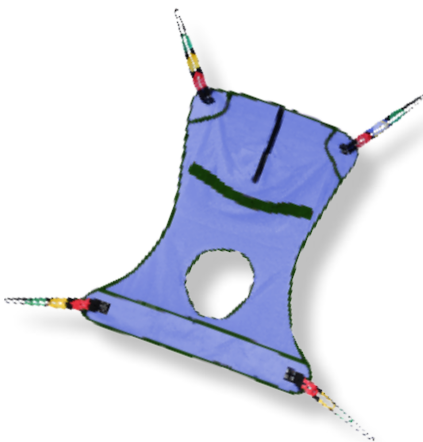


REPLACEMENT for LIKO®/GULDMANN® SPS

disposable high back with head support


material type	part number	description	size	best fits	weight capacity
 disposable	SL-GDH442	SPS	M	100-195 lb	600LB
	SL-GDH443	SPS	L	150-300 lb	600LB
	SL-GDH444	SPS	XL	200-400 lb	600LB

* unit per purchase 10/cs



REPLACEMENT for INVACARE® SPS

disposable full body with commode opening


material type	part number	description	size	best fits	weight capacity
 special woven periwinkle	SL-RD114	SPS	M	100-195 lb	600LB
	SL-RD115	SPS	L	150-300 lb	600LB
	SL-RD116	SPS	XL	200-400 lb	600LB
	SL-RD141	SPS	XXL	290-600 lb	600LB

* unit per purchase 10/cs

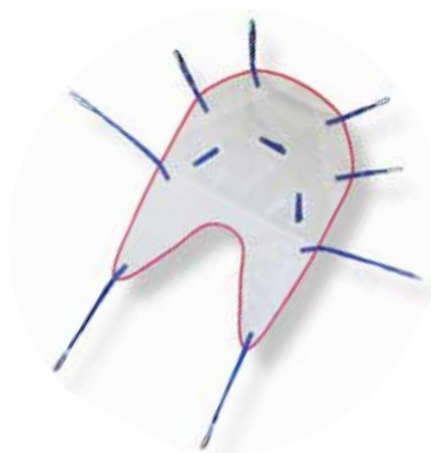


UNIVERSAL

universal sling without head support


material type	part number	description	size	best fits	weight capacity
 disposable	SL-UD812	single patient specific	M	140-200 lb	600LB
	SL-UD813	single patient specific	L	200-400 lb	600LB

* unit per purchase 10/cs




UNIVERSAL

universal sling with head support


material type	part number	description	size	best fits	weight capacity
 disposable	SL-UDH821	single patient specific	S	85-140 lb	600LB
	SL-UDH822	single patient specific	M	140-200 lb	600LB
	SL-UDH823	single patient specific	L	200-400 lb	600LB
	SL-UDH824	single patient specific	XL	400-600 lb	600LB

* unit per purchase 10/cs



REPOSITIONING SLING SPS

disposable repositioning sling for single patient use

material type	part number	description	size	weight capacity
 special woven periwinkle	SL-RPD1000	disposable	standard	1000LB
	*1000lb safe work load is ONLY when all loop straps are properly attached			

* unit per purchase 10/cs

SLING AND HOIST COMPATIBILITY

Information for use of Bestcare Slings with other manufacturers' hoists

Bestcare LLC (Bestcare) has been designing and distributing patient lifts, slings, and compatible replacement slings for many years in North America and Europe.

Throughout the years, slings have changed in style, size, material, and design because of the growing competition in the current market. Many manufacturers are very reluctant to accept the interchangeability of slings due to liability factors or for simple marketing self-interest. However, with a thorough written risk assessment done by a competent assessor, using a compatible interchangeable sling in place of a manufacturer's recommended sling can provide the solution to a patient's specific requirements at a lower cost.

Bestcare has been manufacturing slings, patient lifting equipment and transfer products since 1993 with dedicated focus on quality, safety and workmanship. We strive to make products that are accessible to the people who need them the most through competitive pricing. Bestcare is continuously learning, testing, and adapting to creating new innovative products to fit today's ever changing needs in the healthcare industry as well as maintaining compliance with international standards and federal regulations.

Bestcare conducts its design and manufacturing based on the ISO guidelines. Both material and design is tested rigorously to comply with the specifications of the ISO Standard 10535:2006 'hoists for the transfer of disabled persons – Requirements and test methods'.

Products liability


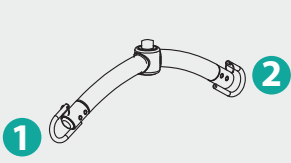
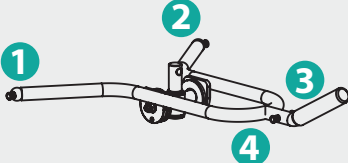
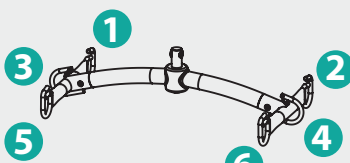
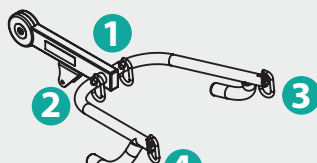

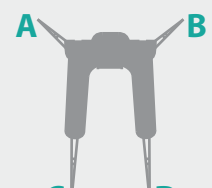
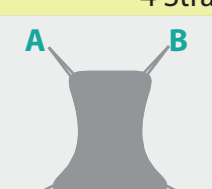
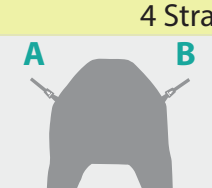
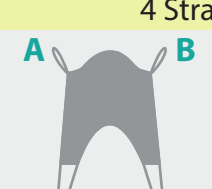
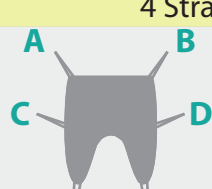
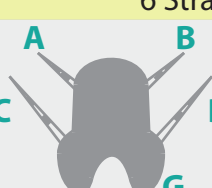
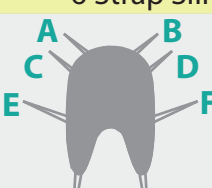
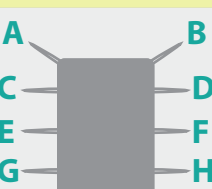
Bestcare LLC insurers provide a combined public and products liability in the amount of \$5 million dollars in respect of injury or damage in the use of slings provided by our company for use of hoists supplied by major companies. They state that:

"They are aware that slings and other equipment, manufactured for Bestcare LLC are designed for hoists and other equipment manufactured by independent companies. This will not prejudice the cover provided and Bestcare LLC's legal liability for damage, accident or injury resulting from manufacturing defects in our products"

Bestcare LLC will provide a copy of our latest insurance certificate upon request.

For your convenience, we have included a reference guide that illustrates how our slings would match up with industry standard spreader bar designs that are currently on the market. Although this chart covers many of the options, nothing will replace your judgment as a caregiver. Please use this as a reference but contact our office with any questions you may have about any spreader bar you may be using that is not illustrated on this chart.

At Bestcare we know you have choices about who you will use for your supplier of slings, our goal is to earn your business with safe, affordable and innovative products.

<div></div>		<div></div> <div>2 Point S-Bar</div> <div>PL400EF</div>	<div></div> <div>Car Transfer S-Bar</div> <div>PL350CT</div>	<div></div> <div>6 Point S-Bar</div> <div>PL160 / PL182 / PL228 / PL400H PL400HE / PL400 / PL500 / PL600</div>	<div></div> <div>4 Point Boom</div> <div>SA160 / SA182 / SA182H / SA228 SA228H / SA400H / SA400HE SA400 / SA500 / SA600</div>
<div></div> <div>Stand Assist Sling</div>	This Sling cannot be used on 2 Point S-Bar	This Sling cannot be used on Car Transfer S-Bar	This Sling cannot be used on 6 Point S-Bar	Fasten the Velcro Belt Hook up A ➡ Point 3 Hook up B ➡ Point 4	
2 Strap Sling					
<div></div> <div>Sani Sling</div>	Fasten the Velcro Belt Hook up A ➡ Point 1 Hook up B ➡ Point 2 Insert D through C Hook up D ➡ Point 1 Hook up C ➡ Point 2	This Sling cannot be used on Car Transfer S-Bar	Fasten the Velcro Belt Hook up A ➡ Point 1 Hook up B ➡ Point 2 Insert D through C Hook up D ➡ Point 5 Hook up C ➡ Point 6	Fasten the Velcro Belt Hook up A ➡ Point 3 Hook up B ➡ Point 4 Insert D through C Hook up D ➡ Point 1 Hook up C ➡ Point 2	
4 Strap Sling					
<div></div> <div>Invacare® Sling</div>	Hook up A & C ➡ Point 1 Hook up B & D ➡ Point 2	This Sling cannot be used on Car Transfer S-Bar	Hook up A ➡ Point 1 Hook up B ➡ Point 2 Hook up C ➡ Point 5 Hook up D ➡ Point 6	This Sling cannot be used on 4 Point Boom	
4 Strap Sling					
<div></div> <div>Cradle Clip Sling</div>	This Sling cannot be used on 2 Point S-Bar	Hook up A ➡ Point 1 Hook up B ➡ Point 2 Hook up D ➡ Point 3 Hook up C ➡ Point 4	This Sling cannot be used on 6 Point S-Bar	This Sling cannot be used on 4 Point Boom	
4 Strap Sling					
<div></div> <div>Liko® / Guldmann Sling Hoyer® Sling</div>	Hook up A ➡ Point 1 Hook up B ➡ Point 2 Insert D through C Hook up D ➡ Point 1 Hook up C ➡ Point 2	This Sling cannot be used on Car Transfer S-Bar	Hook up A ➡ Point 1 Hook up B ➡ Point 2 Insert D through C Hook up D ➡ Point 5 Hook up C ➡ Point 6	This Sling cannot be used on 4 Point Boom	
4 Strap Sling					
<div></div> <div>Universal Sling No Head Support</div>	Hook up A, C ➡ Point 1 Hook up B, D ➡ Point 2 Insert F through E Hook up F ➡ Point 1 Hook up E ➡ Point 2	This Sling cannot be used on Car Transfer S-Bar	Hook up A ➡ Point 1 Hook up B ➡ Point 2 Hook up C ➡ Point 3 Hook up D ➡ Point 4 Insert F through E Hook up F ➡ Point 5 Hook up E ➡ Point 6	This Sling cannot be used on 4 Point Boom	
6 Strap Sling					
<div></div> <div>Pediatric Sling</div>	Fasten the Velcro Belt Hook up A ➡ Point 1 Hook up B ➡ Point 2 Insert E through loop G Insert C through E ➡ Point 1 Insert D through F ➡ Point 2	This Sling cannot be used on Car Transfer S-Bar	Fasten the Velcro Belt Hook up A ➡ Point 1 Hook up B ➡ Point 2 Insert E through loop G Insert C through E ➡ Point 5 Insert D through F ➡ Point 6	This Sling cannot be used on 4 Point Boom	
6 Strap Sling with Loop					
<div></div> <div>Universal Sling with Head Support</div>	Hook up A, C, E ➡ Point 1 Hook up B, D, F ➡ Point 2 Insert H through G Hook up H ➡ Point 1 Hook up G ➡ Point 2	This Sling cannot be used on Car Transfer S-Bar	Hook up A & C ➡ Point 1 Hook up B & D ➡ Point 2 Hook up E ➡ Point 3 Hook up F ➡ Point 4 Insert H through G Hook up H ➡ Point 5 Hook up G ➡ Point 6	This Sling cannot be used on 4 Point Boom	
8 Strap Sling					
<div></div> <div>Reposition Sheet</div>	Hook up A, C, E, G & I ➡ Point 1 Hook up B, D, F, H & J ➡ Point 2	This Sling cannot be used on Car Transfer S-Bar	Hook up A & C ➡ Point 1 Hook up B & D ➡ Point 2 Hook up E ➡ Point 3 Hook up F ➡ Point 4 Hook up G & I ➡ Point 5 Hook up H & J ➡ Point 6	This Sling cannot be used on 4 Point Boom	
10 Strap Sling					