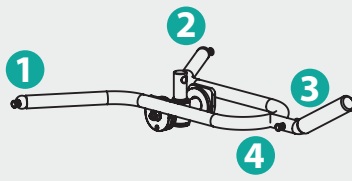


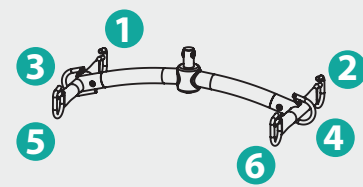
2 Point S-Bar

PL400EF



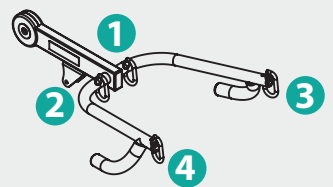
Car Transfer S-Bar

PL350CT



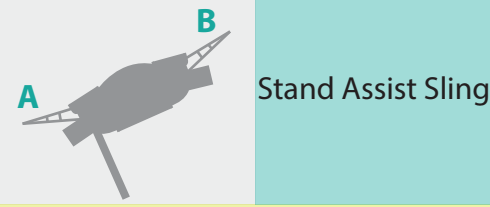
6 Point S-Bar

PL160 / PL182 / PL228 / PL400H
PL400HE / PL400 / PL500 / PL600



4 Point Boom

SA160 / SA182 / SA182H / SA228
SA228H / SA400H / SA400HE
SA400 / SA500 / SA600



Stand Assist Sling

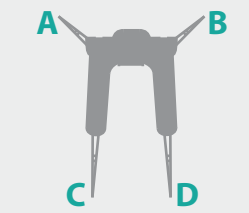
This Sling cannot be used
on 2 Point S-Bar

This Sling cannot be used
on Car Transfer S-Bar

This Sling cannot be used
on 6 Point S-Bar

Fasten the Velcro Belt
Hook up A → Point 3
Hook up B → Point 4

2 Strap Sling



Sani Sling

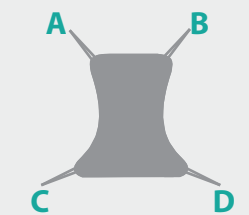
Fasten the Velcro Belt
Hook up A → Point 1
Hook up B → Point 2
Insert D through C
Hook up D → Point 1
Hook up C → Point 2

This Sling cannot be used
on Car Transfer S-Bar

Fasten the Velcro Belt
Hook up A → Point 1
Hook up B → Point 2
Insert D through C
Hook up D → Point 5
Hook up C → Point 6

Fasten the Velcro Belt
Hook up A → Point 3
Hook up B → Point 4
Insert D through C
Hook up D → Point 1
Hook up C → Point 2

4 Strap Sling



Invacare® Sling

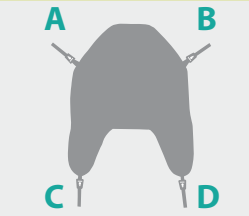
Hook up A & C → Point 1
Hook up B & D → Point 2

This Sling cannot be used
on Car Transfer S-Bar

Hook up A → Point 1
Hook up B → Point 2
Hook up C → Point 5
Hook up D → Point 6

This Sling cannot be used
on 4 Point Boom

4 Strap Sling



Cradle Clip Sling

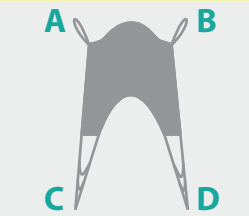
This Sling cannot be used
on 2 Point S-Bar

Hook up A → Point 1
Hook up B → Point 2
Hook up D → Point 3
Hook up C → Point 4

This Sling cannot be used
on 6 Point S-Bar

This Sling cannot be used
on 4 Point Boom

4 Strap Sling



Liko® / Guldman Sling
Hoyer® Sling

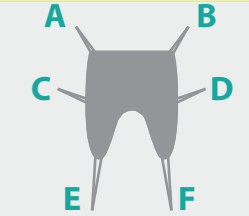
Hook up A → Point 1
Hook up B → Point 2
Insert D through C
Hook up D → Point 1
Hook up C → Point 2

This Sling cannot be used
on Car Transfer S-Bar

Hook up A → Point 1
Hook up B → Point 2
Insert D through C
Hook up D → Point 5
Hook up C → Point 6

This Sling cannot be used
on 4 Point Boom

4 Strap Sling



Universal Sling
No Head Support

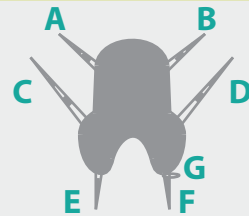
Hook up A, C → Point 1
Hook up B, D → Point 2
Insert F through E
Hook up F → Point 1
Hook up E → Point 2

This Sling cannot be used
on Car Transfer S-Bar

Hook up A → Point 1
Hook up B → Point 2
Hook up C → Point 3
Hook up D → Point 4
Insert F through E
Hook up F → Point 5
Hook up E → Point 6

This Sling cannot be used
on 4 Point Boom

6 Strap Sling



Pediatric Sling

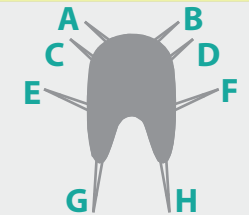
Fasten the Velcro Belt
Hook up A → Point 1
Hook up B → Point 2
Insert E through loop G
Insert C through E → Point 1
Insert D through F → Point 2

This Sling cannot be used
on Car Transfer S-Bar

Fasten the Velcro Belt
Hook up A → Point 1
Hook up B → Point 2
Insert E through loop G
Insert C through E → Point 5
Insert D through F → Point 6

This Sling cannot be used
on 4 Point Boom

6 Strap Sling with Loop



Universal Sling
with Head Support

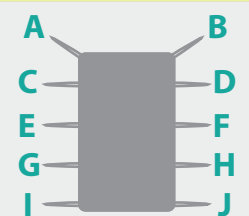
Hook up A, C, E → Point 1
Hook up B, D, F → Point 2
Insert H through G
Hook up H → Point 1
Hook up G → Point 2

This Sling cannot be used
on Car Transfer S-Bar

Hook up A & C → Point 1
Hook up B & D → Point 2
Hook up E → Point 3
Hook up F → Point 4
Insert H through G
Hook up H → Point 5
Hook up G → Point 6

This Sling cannot be used
on 4 Point Boom

8 Strap Sling



Reposition Sheet

Hook up A, C, E, G & I → Point 1
Hook up B, D, F, H & J → Point 2

This Sling cannot be used
on Car Transfer S-Bar

Hook up A & C → Point 1
Hook up B & D → Point 2
Hook up E → Point 3
Hook up F → Point 4
Hook up G & I → Point 5
Hook up H & J → Point 6

This Sling cannot be used
on 4 Point Boom

10 Strap Sling